




WALLACE
SERVICES QLD

Welcome to the ultimate in
decorative concrete finishes

Introduction

Wallace Covercrete Services Pty Ltd is a division of Wallace Services Qld. We provide *Covercrete* and *Designer Acid Staining* systems for clients who are wanting a modern refreshing look for new and existing concrete surfaces.

Covercrete is a surface coating that was first developed in the USA back in the 1970's. The process has been developed with the assistance of latest technology and refined processes providing modern, durable high quality finishes. Covercrete is a cementitious based product that can be applied to new or existing concrete surfaces, creating a stylish new look to your home.

Acid staining concrete surfaces is a relatively new art form in Australia. It is becoming a more popular choice of floor covering in the US and Western Europe. Locally there is an increasing demand for the product to be used commercially and in private dwellings. Colours and effects can be used to create an unlimited range of designs.



Design Flexibility

Wallace Covercrete Services offers our clients the combination of colours and designs to create unique effects. You can even design your own pattern or features in consultation with our art design staff at our showroom or at your home.



Our innovative custom designs, patterns and stencil range are complemented by a comprehensive range of colours specifically selected to add value to your home by transforming and rejuvenating tired grey concrete surfaces into stylish and impressive features at a fraction of the cost of pavement replacement.

New or Renovating

Enhance your homes appeal and create atmosphere with our Covercrete and Tex-stain systems.

Select a look of distinction from our range of colours and patterns or express your individual style and create an impressive driveway, path or alfresco area.



We give you the freedom to create just the right environment to complement your lifestyle while adding value to your home.



Discover just how beautiful your concrete surfaces could be.



Stencil patterns

DT Fauxtex


Stencil pattern concrete



Rustic Brick
Av. Brick size 230 x 140



Random Bluestone
Av. Brick size 197 x 140




Cobblestone
Av. Brick size 235 x 126




Regal Tile
Tile size 267 x 138



Paver
Brick size 154 x 125



Brick
Brick size 226 x 105



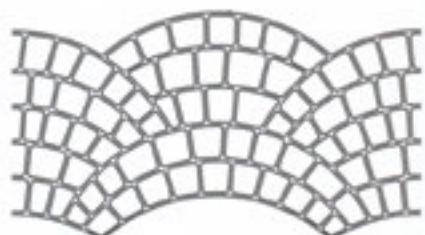
Block
Brick size 398 x 214



Serpentine
Av. Brick size 180 x 140



Antique Tile
Av. Brick size 264 x 264



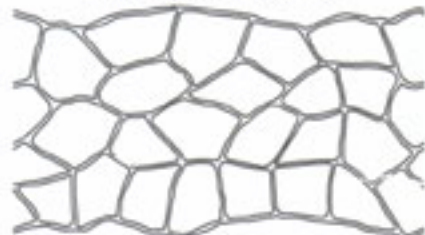
European Fan
Av. Brick size 100 x 130



Cobble Fan
Av. Brick size 130 x 130



Mediterranean Tile
Rectangle 116 x 172



Bushrock
Av. Brick size 230 x 225




Flagstone
Av. Brick size 250 x 180



English Cobble
Av. Brick size 300 x 100



Keystone
Av. Brick size 200 x 150



10" Diamond Tile
Tile size 262 x 262
Diamond 100 x 100



Convict Brick
Av. Brick size 237 x 240



Keystone Header
Av. Brick size 180 x 100



Brick Header Course
Brick size 195 x 97



Cobble Header
Brick size 195 x 130

Sizes are approximate

Custom Designs - of your choice

Wallace Covercrete Services can professionally create a unique design for your external or internal concrete surfaces.

Custom designs can be created from any type of shape, size or dimensional image, *virtually anything*. A visual or drawn concept designed by you or our experienced design team can be reproduced onto your concrete surfaces, *"that's our specialty"*.

Tile or Plain Spray

Choose your custom tile size from 400mm upwards either on 45 or 90 degree. Plain spray, select from 30 colours.



Features

Diamonds, Abstract patterns, Borders – solid colours, or patterned. Any size, shape dimension required, **your choice**.



Custom Designs

Multiple colours, fleck designs, any shape, dimension or design.



Designer Acid Staining

Upmarket, unique concrete staining for interior concrete surfaces only. (see back page)



Colour Selection

DT Cover-tex

Spray on paving products

Wallace Covercrete Service's preferred supplier of materials is Decorative Technologies Aust Pty Ltd.
There are thirty colours to choose from as follows:



Sandy Beige



Desert Sand



Sahara



Caramel



Coffee



Buff



Sandstone



Mango



Fawn



Chocolate



Light Terracotta



Dark Terracotta



Brick Red



Burgundy



Brazil Nut



Merino



Ghost Gum



Olive



Heritage Green



Slate Green



Ash White



French Grey



Bluestone



Gun Metal



Charcoal



Tuscan Yellow



Yellow



Dusty Rose



Lilac



Ice Blue

The Covercrete Process

An average sized home's external concrete surfaces can usually be prepared, sprayed and sealed in one day, with minimal disturbance to your family life. Concrete repair of cracks and stains can also be provided during this process.

A guide to stages involved in a typical resurfacing project.



1 Clean / prepare surfaces (dress non sprayed areas with plastic sheeting avoiding overspray)



2 Lay selected pattern, stencil or custom



3 Spray two coats of coloured concrete mix onto surface



4 Remove excess preparation materials after spraying



5 Reveal selected pattern



6 Seal the sprayed surfaces with a high quality acrylic sealer



7 Finished result

Maintenance Guide

Cleaning your decorative concrete surfaces should be part of your property maintenance program designed for both the enjoyment and beauty of your home, and for maintaining aesthetic value.

Following these simple cleaning tips, may help keep your new concrete surfaces looking good all year round.

- Keep driveway clean, including sweeping off leaves as they may stain.
- Wash or hose driveway regularly, to remove loose dirt.
- Clean with detergent and a soft bristled brush, or with a very mild water-blast.
- Acrylic sealers are not formulated for resistance to petroleum based products. If a spill does occur, stop the spread by covering with an absorbent material or mop up excess with a clean dry rag. Treat with a suitable degreasing compound immediately.
- Unsightly tyre marks can be removed with a specifically formulated 'tyre mark remover'.
- Your concrete surfaces should be resealed every 12 - 24 months depending on the amount of traffic.
- **DO NOT use any solvent based, petroleum based or chlorine based cleaners on the sealed surfaces.**
- **Contact us for a no obligation quote to rejuvenate or repair your concrete surfaces.**

Classic Elegance



Introduce warmth and opulence with Tex-stain, the perfect solution to transform your home interiors, restaurants, foyers, motels, hotels, or shopping centres.

Unique Aged Effects

Tex-stain brings new or old concrete surfaces to life with colour, elegance and style. Create a distinctive surface similar to natural stone, with a choice of blended earthy tones and dramatic colour effects.

"The only limit is your imagination"



suitable for interior applications only



Unit 3/7 Trade Street
Ormiston Q 4160

Office 3286 6266

Fax 3286 6077

Email info@wallaceservices.com.au

For extensive design selection

www.wallaceservices.com.au

ABN 40 092 762 764 QBSA 1040570

PRECAUTIONS AND LIMITATIONS

Cover-tex- Colours shown on this chart are to be used as a guide only and are reproduced as close as modern printing techniques allow. Colours may vary from batch to batch. Variations in colour and shading may occur depending on job conditions, chosen texture and finishing practices.

Tex-stain- Colours shown on this chart are to be used as a guide only and are reproduced as close as modern printing techniques allow. Colours may vary from batch to batch. Variations in colour and shading will occur within the same application. The use of Tex Stain is not recommended for exterior use or moderately to steep surface as the resulting surfaces may become slippery and dangerous when wet. Tex Stain may react differently with varying concrete surfaces. A test area is recommended before commencing the project.